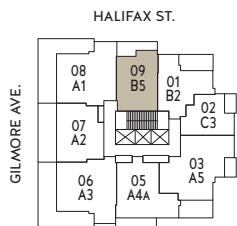


B5

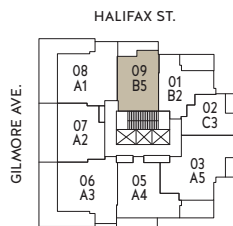
TRIOMPHE

2 BEDROOM + 1 BATH

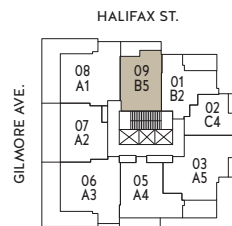
753-758 SF (635-640 SF INDOOR, 118 SF OUTDOOR)



LEVELS 16 TO 20



LEVELS 21 TO 34



LEVELS 35 TO 43

All illustrations and renderings reflect the artist's interpretation only and are not accurate representation of the actual project. Actual suite interiors, exteriors and views may be noticeably different than what is depicted in photographs and renderings. The developer reserves the right to make modifications, substitutions, change brands, sizes, colours, layouts, materials, ceiling heights, features, finishes and other specifications without prior notification. Such details are governed by the applicable offer to purchase and agreement for sale and disclosure statement.

